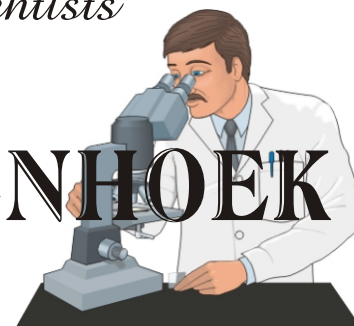


ANTONY VAN LEEUWENHOEK

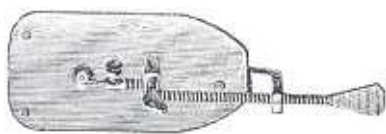


1632 - 1723



Microscopy • Microbiology

- Invented a 270x microscope, a tenfold improvement over earlier models
- Discovered bacteria, protozoa and rotifers sperm and blood cells; observed for 50 years
- No formal scientific training, but elected to the Royal Society
- Refuted spontaneous generation of life



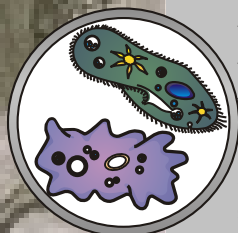

One of Leeuwenhoek's microscopes, approximate actual size (5 cm)



Philodena, a rotifer, 220x

“He often referred with reverence to the wonders God designed in making creatures small and great . . . Leeuwenhoek’s life glorified God in many ways, but perhaps most by showing us that there is far more under the sun than we had first suspected.”

– Dan Graves, *Scientists of Faith*



“From all these observations, we discern most plainly the incomprehensible perfection, the exact order, and the inscrutable providential care with which the most wise Creator and Lord of the Universe had formed the bodies of these animalcules, which are so minute as to escape our sight, to the end that different species of them may be preserved in existence.”

– Antony van Leeuwenhoek